

Accurate Counts
978-664-2565

N/S Street : Pleasant St / Centre St
E/W Street: Adams Street
City/State : Milton, MA
Weather : Clear

File Name : 00530001
Site Code : 00530001
Start Date : 12/14/2010
Page No : 1

Groups Printed- Bikes Peds


Start Time	Adams St From East				Pleasant St From South				Centre St From Southwest				Adams St From West				Exclu. Total	Inclu. Total	Int. Total
	Left	Br Lt	Thru	Peds	Hd Lt	Left	Right	Peds	Hd Lt	Br Rt	Hd Rt	Peds	Thru	Right	Hd Rt	Peds			
16:00	0	0	0	1	0	0	0	0	0	0	0	1	0	0	0	0	2	0	2
16:15	0	0	0	0	0	0	0	0	0	0	0	1	0	0	0	0	1	0	1
16:30	0	0	0	0	0	0	0	0	0	0	0	0	0	0	0	0	0	0	0
16:45	0	0	0	0	0	0	0	0	0	0	0	0	0	0	0	0	0	0	0
Total	0	0	0	1	0	0	0	0	0	0	0	2	0	0	0	0	3	0	3
17:00	0	0	0	0	0	0	0	0	0	0	0	0	0	0	0	0	0	0	0
17:15	0	0	0	0	0	0	0	0	0	0	0	0	0	0	0	0	0	0	0
17:30	0	0	0	0	0	0	0	0	0	0	0	0	0	0	0	0	0	0	0
17:45	0	0	0	0	0	0	0	0	0	0	0	0	0	0	0	0	0	0	0
Total	0	0	0	0	0	0	0	0	0	0	0	0	0	0	0	0	0	0	0
Grand Total	0	0	0	1	0	0	0	0	0	0	0	2	0	0	0	0	3	0	3
Apprch %	0	0	0		0	0	0		0	0	0		0	0	0				
Total %																	100	0	

Start Time	Adams St From East				Pleasant St From South				Centre St From Southwest				Adams St From West				Int. Total
	Left	Br Lt	Thru	App. Total	Hd Lt	Left	Right	App. Total	Hd Lt	Br Rt	Hd Rt	App. Total	Thru	Right	Hd Rt	App. Total	
Peak Hour Analysis From 16:00 to 17:45 - Peak 1 of 1																	
Peak Hour for Entire Intersection Begins at 16:00																	
16:00	0	0	0	0	0	0	0	0	0	0	0	0	0	0	0	0	0
16:15	0	0	0	0	0	0	0	0	0	0	0	0	0	0	0	0	0
16:30	0	0	0	0	0	0	0	0	0	0	0	0	0	0	0	0	0
16:45	0	0	0	0	0	0	0	0	0	0	0	0	0	0	0	0	0
Total Volume	0	0	0	0	0	0	0	0	0	0	0	0	0	0	0	0	0
% App. Total	0	0	0		0	0	0		0	0	0		0	0	0		
PHF	.000	.000	.000	.000	.000	.000	.000	.000	.000	.000	.000	.000	.000	.000	.000	.000	.000

Accurate Counts
978-664-2565

N/S Street : Pleasant St / Centre St
E/W Street: Adams Street
City/State : Milton, MA
Weather : Clear

File Name : 00530001
Site Code : 00530001
Start Date : 12/14/2010
Page No : 2



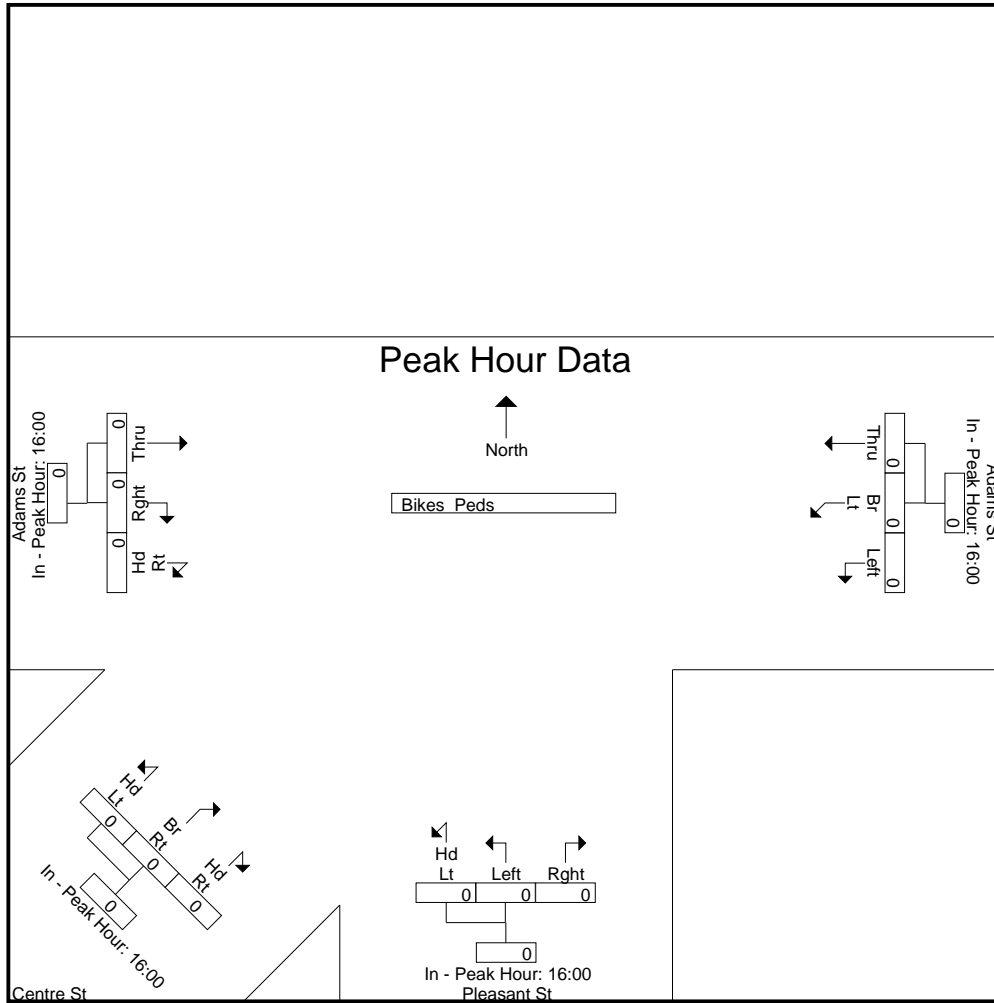
Peak Hour Analysis From 16:00 to 17:45 - Peak 1 of 1
Peak Hour for Each Approach Begins at:

	16:00				16:00				16:00							
+0 mins.	0	0	0	0	0	0	0	0	0	0	0	0	0	0	0	0
+15 mins.	0	0	0	0	0	0	0	0	0	0	0	0	0	0	0	0
+30 mins.	0	0	0	0	0	0	0	0	0	0	0	0	0	0	0	0
+45 mins.	0	0	0	0	0	0	0	0	0	0	0	0	0	0	0	0
Total Volume	0	0	0	0	0	0	0	0	0	0	0	0	0	0	0	0
% App. Total	0	0	0	0	0	0	0	0	0	0	0	0	0	0	0	0
PHF	.000	.000	.000	.000	.000	.000	.000	.000	.000	.000	.000	.000	.000	.000	.000	.000

Accurate Counts
978-664-2565

N/S Street : Pleasant St / Centre St
E/W Street: Adams Street
City/State : Milton, MA
Weather : Clear

File Name : 00530001
Site Code : 00530001
Start Date : 12/14/2010
Page No : 3



Accurate Counts
978-664-2565

N/S Street : Pleasant St / Centre St
E/W Street: Adams Street
City/State : Milton, MA
Weather : Clear

File Name : 00530001
Site Code : 00530001
Start Date : 12/14/2010
Page No : 1

Groups Printed- Bikes Peds


Start Time	Adams St From East				Pleasant St From South				Centre St From Southwest				Adams St From West				Exclu. Total	Inclu. Total	Int. Total
	Left	Br Lt	Thru	Peds	Hd Lt	Left	Right	Peds	Hd Lt	Br Rt	Hd Rt	Peds	Thru	Right	Hd Rt	Peds			
07:00	0	0	0	0	0	0	0	0	0	0	0	0	0	0	0	0	0	0	0
07:15	0	0	0	0	0	0	0	0	0	0	0	0	0	0	0	0	0	0	0
07:30	0	0	0	0	0	0	0	2	0	0	0	0	0	0	0	0	2	0	2
07:45	0	0	1	0	0	0	0	0	0	0	0	0	0	0	0	0	0	1	1
Total	0	0	1	0	0	0	0	2	0	0	0	0	0	0	0	0	2	1	3
08:00	0	0	0	0	0	0	0	0	0	0	0	0	0	0	0	0	0	0	0
08:15	0	0	0	0	0	0	0	0	0	0	0	1	0	0	0	0	1	0	1
08:30	0	0	0	0	0	0	0	0	0	0	0	0	0	0	0	0	0	0	0
08:45	0	0	0	0	0	1	0	0	0	0	0	0	0	0	0	0	0	1	1
Total	0	0	0	0	0	1	0	0	0	0	0	1	0	0	0	0	1	1	2
Grand Total	0	0	1	0	0	1	0	2	0	0	0	1	0	0	0	0	3	2	5
Apprch %	0	0	100		0	100	0		0	0	0		0	0	0				
Total %	0	0	50		0	50	0		0	0	0		0	0	0		60	40	

Start Time	Adams St From East				Pleasant St From South				Centre St From Southwest				Adams St From West				Int. Total	
	Left	Br Lt	Thru	App. Total	Hd Lt	Left	Right	App. Total	Hd Lt	Br Rt	Hd Rt	App. Total	Thru	Right	Hd Rt	App. Total		
Peak Hour Analysis From 07:00 to 08:45 - Peak 1 of 1																		
Peak Hour for Entire Intersection Begins at 07:00																		
07:00	0	0	0	0	0	0	0	0	0	0	0	0	0	0	0	0	0	0
07:15	0	0	0	0	0	0	0	0	0	0	0	0	0	0	0	0	0	0
07:30	0	0	0	0	0	0	0	0	0	0	0	0	0	0	0	0	0	0
07:45	0	0	1	1	0	0	0	0	0	0	0	0	0	0	0	0	0	1
Total Volume	0	0	1	1	0	0	0	0	0	0	0	0	0	0	0	0	0	1
% App. Total	0	0	100		0	0	0		0	0	0		0	0	0			
PHF	.000	.000	.250	.250	.000	.000	.000	.000	.000	.000	.000	.000	.000	.000	.000	.000	.000	.250

Accurate Counts
978-664-2565

N/S Street : Pleasant St / Centre St
E/W Street: Adams Street
City/State : Milton, MA
Weather : Clear

File Name : 00530001
Site Code : 00530001
Start Date : 12/14/2010
Page No : 2



Peak Hour Analysis From 07:00 to 08:45 - Peak 1 of 1
Peak Hour for Each Approach Begins at:

	07:00				08:00				07:00				07:00			
+0 mins.	0	0	0	0	0	0	0	0	0	0	0	0	0	0	0	0
+15 mins.	0	0	0	0	0	0	0	0	0	0	0	0	0	0	0	0
+30 mins.	0	0	0	0	0	0	0	0	0	0	0	0	0	0	0	0
+45 mins.	0	0	1	1	0	1	0	1	0	0	0	0	0	0	0	0
Total Volume	0	0	1	1	0	1	0	1	0	0	0	0	0	0	0	0
% App. Total	0	0	100		0	100	0		0	0	0		0	0	0	
PHF	.000	.000	.250	.250	.000	.250	.000	.250	.000	.000	.000	.000	.000	.000	.000	.000

Accurate Counts
978-664-2565

N/S Street : Pleasant St / Centre St
E/W Street: Adams Street
City/State : Milton, MA
Weather : Clear

File Name : 00530001
Site Code : 00530001
Start Date : 12/14/2010
Page No : 3

